



### District Report Card: 2017


<b>State:</b> Tripura	<b>District:</b> South Tripura
<b>Class:</b> 8	<b>Subject:</b> Language
<b>Schools:</b> 51	<b>Students:</b> 1069


### Participation/Coverage


#### Students

<div>GENDER</div> <div></div>	Boys				Girls			
	Number		%		Number		%	
	510		47.71		559		52.29	

<div>AREA</div> <div></div>	Rural				Urban			
	Number		%		Number		%	
	922		86.25		147		13.75	

<div>CATEGORY</div> <div></div>	SC		ST		OBC		GEN	
	Number	%	Number	%	Number	%	Number	%
	223	20.86	306	28.62	266	24.88	274	25.63

<div>CWSN</div> <div></div>	LD	VI	HI	S&LD	ID	Oth
	0	4	2	0	0	2

<div>Management</div> <div></div>	Government			Government-aided		
	Number		%	Number		%
	1041		97.38	28		2.62

### Average Performance of Students in Language (%)

Overall	Gender		Area		Management		Social Group			
	Male	Female	Rural	Urban	Govt.	Aided	SC	ST	OBC	GEN
54.02	53.06	54.90	52.05	66.39	53.65	67.62	58.21	42.96	58.05	59.05

### Performance on Learning Outcomes (LOs)

Learning Outcomes	Description	Average Performance(%)
L813	Read textual/non-textual materials with comprehension and identifies the details, characters, main idea and sequence of ideas and events while reading	54.02

Range of Performance of Students who Answered Correctly							
Below 30%		30% - 50%		50% - 75%		Above 75%	
Number	%	Number	%	Number	%	Number	%
170	15.90	277	25.91	437	40.88	185	17.31

### Lowest Performing Learning Outcomes (LOs)

1 - Read textual/non-textual materials with comprehension and identifies the details, characters, main idea and sequence of ideas and events while reading (54.02)